




SCAM

DIESEL



SD 467

SCAM DIESEL marine engines are synonymous with high quality and efficiency. Due to the design of the engines only minimal and fairly basic maintenance is required. All the parts for periodical maintenance are available from stock. The indirect water cooling system with water to sea water and oil heat exchangers guarantees optimal working temperature which extends the engine's durability.

The new developed fuel injection system endorses low fuel consumption and environmental friendlier combustion. Every engine is supplied with a complete electrical installation, including control panel. Flexible (rubber) engine mounts support with connections for cable control. Oil extraction hand-pump is also installed on engines. As option, we offer couplings to connect a hydraulic pump or a compressor for the refrigerator.

SD 467

The basis for the SCAM DIESEL SD 467 is a carefully chosen Kubota engine, which is marinized using our longtime experience and expertise in this field.

We have been able to achieve:

- higher power rating
- higher torque rating
- lower exhaust gas emission values

The new and revolutionary three valve per cylinder construction guarantees cleaner combustion and lower fuel consumption. The MoS2 coated pistons allow for optimal clearance between the piston and cylinder.

Standard equipment

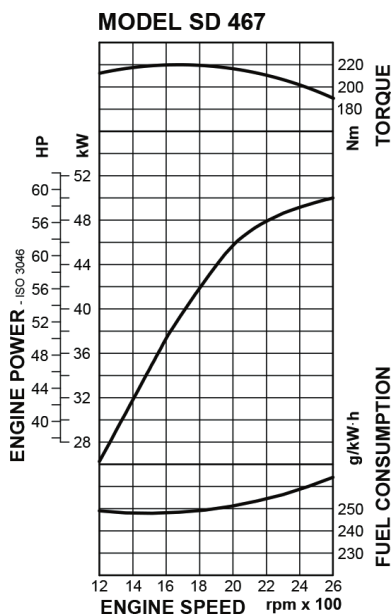
- engine control panel with extension cable (analog)
- visual display: oil pressure, water temp, tachometer, running hour counter
- indicator lights: high water temp, low oil pressure, alternator charging, buzzer alarm, cancel alarm
- engine start-stop key, emergency stop (solenoid)
- flexible engine mounts
- marine gearbox Twin Disc Technodrive
- TMC 260; ratio 1,54-2,0-2,47-2,88:1
- TM 345; ratio 1,54-2,0-2,47:1
- TM 345A; ratio 1,54-2,0-2,47:1

Additional equipment

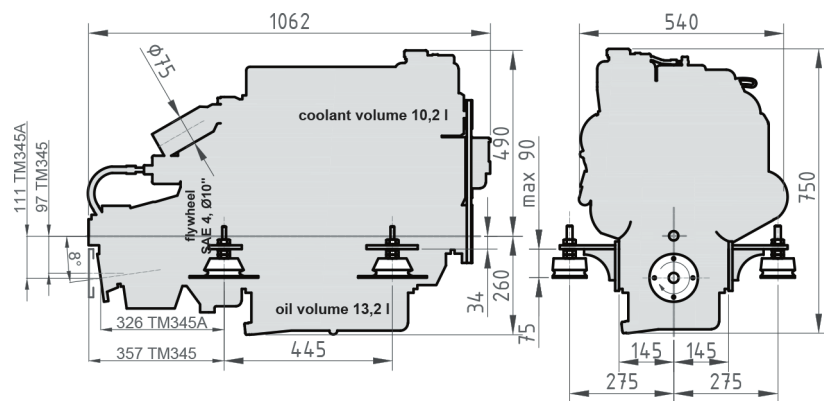
- shafting
- propeller
- single lever control
- cable for single lever control
- flexible exhaust hose
- water lock for exhaust gas / exhaust silencer
- fuel tank

All SCAM DIESEL marine engines come with a 24 months warranty on material assembly mistakes.

Engine curves




Dimensions



Technical specifications

Engine type	SD 467
Basic engine	Kubota
Fuel	diesel
Injection	indirect
Cooling	closed system with fresh water and heat exchanger
Intake system	naturally aspirated
Displacement	3620 cm ³
Cylinder bore/stroke	98/120 mm
Number of cylinders	4
Dry weight (excluding gearbox)	300 kg
Max. power (flywheel) ISO 3046, 2534	50 kW (67 HP)
Max. RPM	2600
Alternator	12 V, 60 A
Marine gearbox TWIN DISC TECHNODRIVE TMC 260 - mechanical	
Dry weight (gearbox)	18 kg
Marine gearbox TWIN DISC TECHNODRIVE TM 345 - hydraulic	
TM 345A - hydraulic	
Dry weight (gearbox)	25 kg
Sea water hose connection internal diameter	35 mm
Fuel hose connection internal diameter	8 mm
Exhaust hose connection internal diameter	75 mm



Licensed distributor

www.scam-marine.hr



SCAM MARINE d.o.o.

Mavri bb, 51216 Viškovo

tel: +385 51 503 621

fax: +385 51 503 629

info@scam-marine.hr